


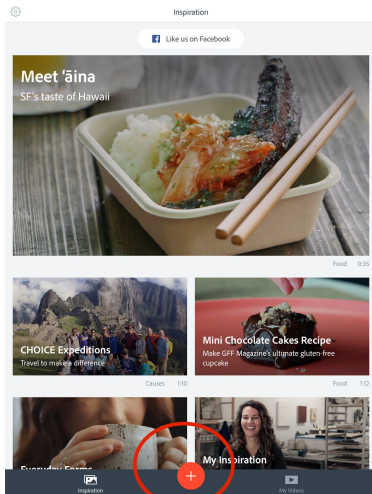
Sutherland Book Video

Names: _____

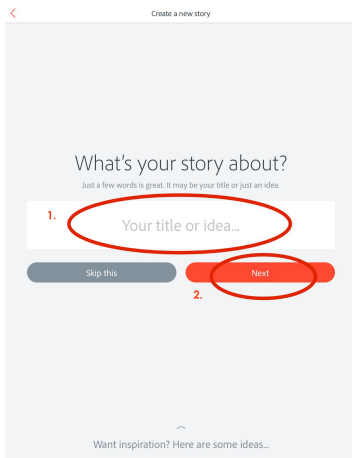
Directions: With a partner, you are going to create a 40 second to 2 minute video about one Sutherland nominee book.



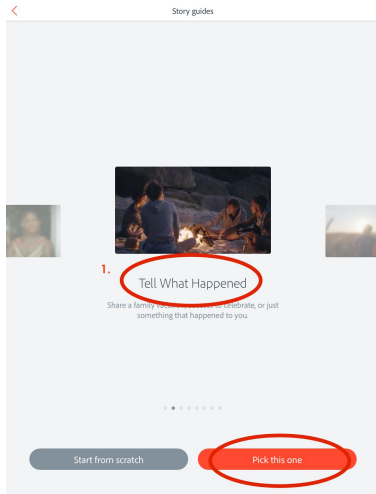
Tap *Spark Video*.



Tap the *plus sign* to create a new video.

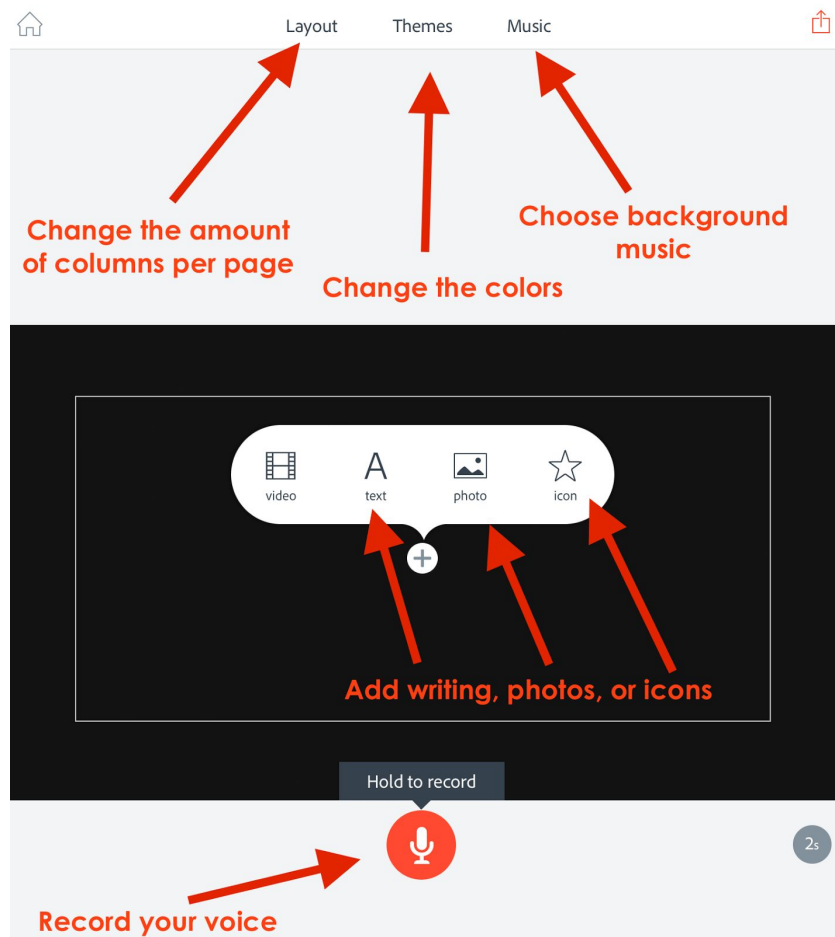


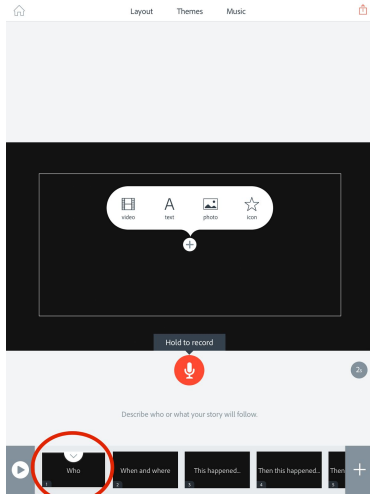
Type *your names AND the book title*. Tap *next*.



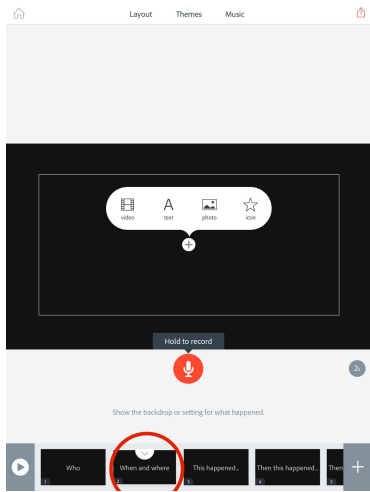
Choose *Tell What Happened* and tap *pick this one*.

There are many different features to bring your video to life!

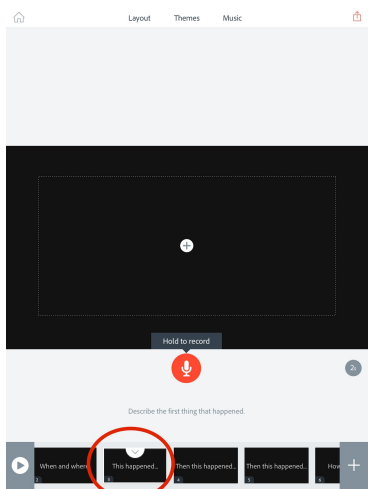




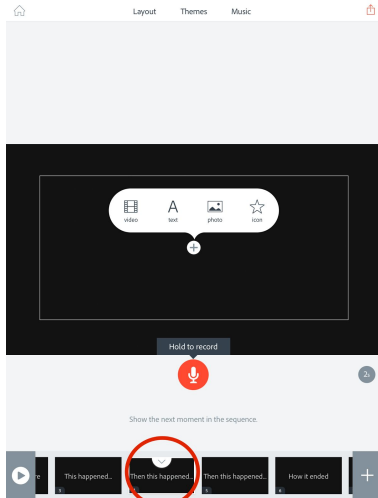
Describe **WHO** the story is about.



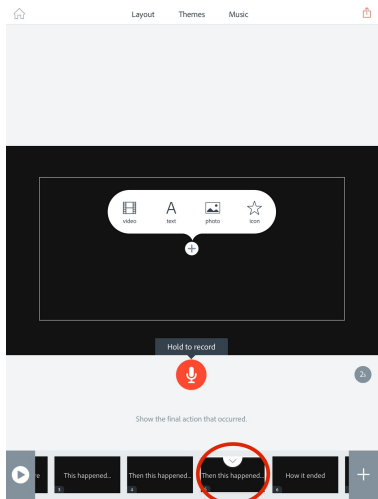
Describe the **SETTING** (when and where).



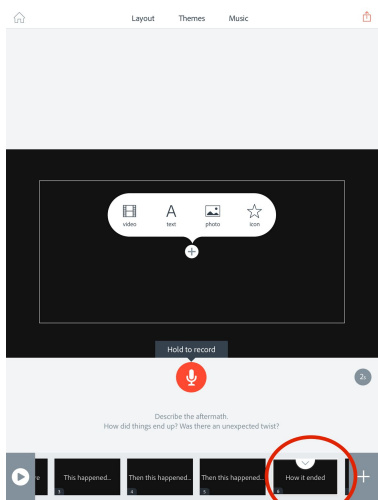
How did the story **begin**?



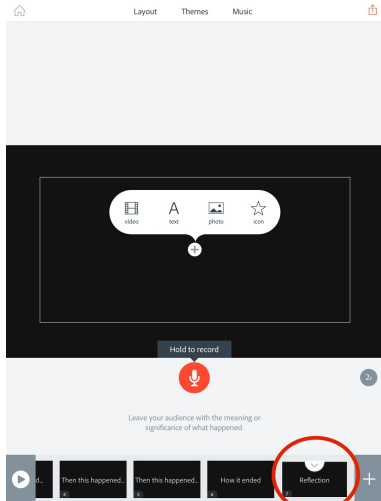
What was the **next big event** that happened?



What was the **next big event** that happened?



How did the story **end**?



What did you **think about the book** and **why**?

Now, it's time to review your work. Watch the video again, and use the checklist below to check ✓ and correct your video.

Review Checklist

A slide has been added with my/our name(s) and book title. _____

The video explains the story in order. _____

The video is between one and two minutes long. _____

The narrator(s) speak slowly, loudly, and clearly. _____

The music is soft enough so that the narrator(s) can be heard. _____

Typed sentences are clear and easy to understand. _____

Typed words are spelled correctly. _____

Typed proper nouns are capitalized. _____

The images and icons make sense to the story. _____

The video is entertaining to watch. _____